

THE HOUSE FLY




The house fly - the most common of all insects - is the toughest to repel and is known to be a vector of 65 different diseases. They breed prolifically in manure and other organic material. If a house fly lands in excrement, it may transmit pathogens causing *Salmonella enteritis* (S.e.). This is significant for poultry farmers because S.e. is among the leading bacterial causes of food-borne illness in the United States and shell eggs are a primary source of human S.e. infections.

This guide was developed to help poultry operators control house flies. Below are population monitoring methods and on the reverse, control resources that when used in combination will help establish a control program that can benefit the entire operation.

SPECK CARD METHOD

Speck cards – 3-inch by 5-inch white index cards attached to fly resting surfaces.

Attach cards to areas soiled with large amounts of fly fecal and regurgitation specks. Place cards at a minimum of five locations per house, one card per 1,000 sq. ft. Collect cards after 7 days and count the number of specks made by flies. Derive a speck card index by calculating an average number of specks per card. Satisfactory fly control yields an index of 50 specks or fewer per card.



FIXED METHOD

Monitor using sticky traps in fixed locations throughout a poultry operation.

Hang fly ribbons or fly sticks above the cages in the front, center, and rear of the poultry house. After 7 days, remove the sticky traps and count the number of flies trapped. A weekly count of 50 or fewer flies per trap is likely to indicate satisfactory fly control.

MONITORING

MOVING METHOD

Monitor using sticky traps, while moving throughout a poultry operation.

To monitor with fly ribbon, unroll and extend ribbon to its full length. Grasp the top of the ribbon by the string loop and suspend the ribbon so that the bottom cardboard cylinder is about 2 – 5 cm. from the floor. To monitor with fly sticks, grasp the bottom of the stick and suspend it downward towards the floor.

Proceed with the sticky trap, walking at a normal pace on an inside walkway between the cages. Suggested walking distance should cover 1,000 feet, 5 minutes or two rows. The goal is to cover a representative sample of the operation to gauge fly population. Count and record the number of flies adhered to the sticky trap. A count of 75 flies per tape is likely to indicate satisfactory fly control.



starbar
A HIGHER LEVEL OF CONTROL

Card No. _____

Farm name _____

House No. _____

Location No. _____

Date/time up _____ A

Date/time down _____ B

Days up _____ C = B - A

Total specks _____ D (initials)

Specks/day _____ D ÷ C

Fly Monitoring Speck Card
Place 1 per 1,000 sq. ft.

starbar
A HIGHER LEVEL OF CONTROL

Attach here

starbar
A HIGHER LEVEL OF CONTROL

Fly Monitoring – A key component in an IPM Program.

The front and back side of a typical speck card that can be used for monitoring fly populations.

STARBAR® SOLUTIONS



A HIGHER LEVEL OF CONTROL

Starbar® products have been a trusted name in insect control for over 40 years. To learn more about the products featured in this guide or additional products offered, visit starbarproducts.com, call your local distributor or call 800.347.8272.



FLY STIK™ Jr.
and
FLY STIK™
STICKY FLY TRAPS
12" stick
24" stick.




LURE-FLY™
Super sticky and
disposable fly ribbons.



FLY TERMINATOR® PRO*
A trap capable of trapping up
to 35,000 flies.

Fly traps provide an accurate, high-impact gauge for progress in nuisance fly management. They are insecticide-free and reusable. Fly traps deliver an effective complement to chemical control methods.



STICKY TRAPS

Hanging ribbons and sticks designed to help monitor and lure flies, and control them with adhesive.

Easy-to-use and economical, sticky traps can be multi-purposed to help control fly populations and monitor control processes. Sticky traps use bright colors to draw flies to their adhesive surfaces. Once full, simply take the sticky trap down and dispose. Sticky traps are safe to hang anywhere flies are a problem in a poultry operation.

JUG TRAPS

Large containers with specially designed lids to draw flies in while preventing their escape.

Flies are drawn in by attractants inside the trap. The entry area to the trap is designed to prevent flies from seeing an escape route. Trapped flies will exhaust themselves, fall into the water below and decompose. This process aids in attracting more flies to the trap. Jug traps are ideal for use in and around all areas of poultry operations.



TRAPS



QUIKSTRIKE® FLY BAIT
The active ingredient, Dinotefuran,
has no known resistance and
provides for quick knockdown of
house flies.



GOLDEN MALRIN® FLY BAIT
The active ingredient, Methomyl,
is highly effective in rotation
with QuikStrike® Fly Bait.



QUIKSTRIKE® FLY BAIT SPRAY
Cover surfaces in and around
poultry facilities
to attract and quickly kill
house flies in
hard-to-reach places.



QUIKSTRIKE® FLY
ABATEMENT STRIP
Flies are instinctively drawn
to feed on this curved design
by a triple-action attractant.

Chemical baits attract and control adult house fly populations by luring flies away from poultry and their feed.

SCATTER BAITS*

Apply granules directly from a container in locations where house flies are a problem. Scatter granules evenly on walkway surfaces or in containers as shown in image below. Apply at a rate of ¼ lb. per 500 sq. ft. on the ground or in a bait station at a rate of 1-ounce per station for Golden Malrin® Fly Bait and 2-ounces per station for QuikStrike® Fly Bait.




FLY BAIT SPRAY

Apply QuikStrike® Fly Bait Spray to walls, window sills, posts and more in poultry broiler and caged layer operations (including runs and pits). A mix of 2 oz. of dry product with 16 oz. of water covers 250 sq. ft.

FLY ABATEMENT STRIPS*

Place pre-baited strips 4 ft. or lower in poultry houses with a 5-gallon bucket at floor level to collect flies as they die and to measure effectiveness. Coverage area should be approximately 300 sq. ft. per strip for indoor applications. Replace strips as effectiveness diminishes.



*Start applications at the beginning of the season to help keep house fly populations contained.

CHEMICAL BAITS & SPRAYS



Control Guide for House Flies



FOR POULTRY OPERATORS